

2016



AUSTRALIAN SUPERBIKE CHAMPIONSHIP

PRESENTED BY

Morgan Park Raceway - Qld



Round 5 August 5 - 7



CLUB CHALLENGE FORMULA 3 & 4

Practice 1

Date: 05/08/16
Event: P02
Weather: Sunny - 14.2C
Track: Dry - Temp: 15.7C

Started at: 09:19:00
Laps: 15 Min
Starters: 12
Printed at: 12:32

CLASSIFICATION

Pos	No	Name	Machine	Fastest Lap	On Lap	Behind Prev	Behind Leader	Top Speed
1	7	Mark GORDON (QLD) / M-cycle MAD Mech. & Dyno / PM Lubricants / Power Plus Racing Fuels	Suzuki SV 650	1:30.171	8 of 9			166
2	651	Matt EDWARDS (QLD) / Industry Flooring	Aprilia RS 250	1:33.491	3 of 8	3.320	3.320	163
3	64	Michael CULLEN (QLD)	Honda CBR 250	1:35.114	4 of 5	1.623	4.943	146
4	4	Anthony CARROLL (QLD) / tyga-performance.com	Honda VFR 400	1:35.750	6 of 7	.636	5.579	139
5	65	David McNULTY (QLD) / McNulty Gasfix	Kawasaki EX 300	1:39.773	5 of 6	4.023	9.602	139
6	3	Phil CASEY (QLD) / Tropic Removal & Freight	Suzuki SV 650	1:40.150	2 of 3	.377	9.979	153
7	667	Liam VAN BOOMA (QLD)	Honda CBR 250	1:40.253	7 of 7	.103	10.082	147
8	12	Mark TORRANCE (QLD) / Mark Torrance Electrical / BCS Group	Honda CBR 250	1:40.321	5 of 7	.068	10.150	145
9	185	Frank TESKE (QLD)	Honda CBR 250	1:42.148	6 of 7	1.827	11.977	136
10	71	Ken HAWLEY (QLD)	Honda CBR 250	1:44.420	7 of 7	2.272	14.249	139
11	76	Damien COPPOLA (QLD) / All in One Earthmoving	Honda CBR 250	1:45.353	6 of 7	.933	15.182	134
12	8	Simon DICKSON (QLD) / teamtiger.com.au	Honda CBR 250	1:59.406	5 of 6	14.053	29.235	98

Current best lap for CLUB class - 1:25.893 by Tony CARROLL (QLD) on a Honda VFR 450 set on 11/04/15

Chief Time Keeper - Scott Laing

Clerk of Course - Tom Williams

Computime Race Timing Systems Pty Ltd © 1996
Licensed to Computime Race Timing Systems

www.computime.com.au

COMPUTIME RACE TIMING SYSTEMS PTY LTD

9 Timber Lane, Glen Waverley, Vic 3150. Ph : 0418 17 13 17

E-mail : scott@computime.com.au





Round 5
August 5 - 7



CLUB CHALLENGE FORMULA 3 & 4

Practice 1

Date: 05/08/16
Event: P02
Weather: Sunny - 14.2C
Track: Dry - Temp: 15.7C

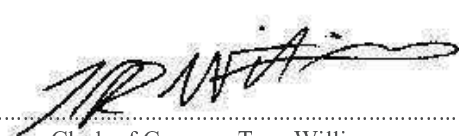
Started at: 09:19:00
Laps: 15 Min
Starters: 12
Printed at: 12:32

LAP TIMES

No	Name	Lap 1	Lap 2	Lap 3	Lap 4	Lap 5	Lap 6	Lap 7	Lap 8	Lap 9
3	Phil CASEY (QLD)	1:41.448	1:40.150	1:59.265						
4	Anthony CARROLL (QLD)	1:43.496	1:39.997	1:38.301	1:37.579	1:35.824	1:35.750	1:50.672		
7	Mark GORDON (QLD)	1:35.184	1:33.852	1:33.760	1:32.335	1:32.946	1:31.814	1:31.278	1:30.171	1:47.087
8	Simon DICKSON (QLD)	2:16.855	2:03.102	2:00.225	2:02.026	1:59.406	2:01.607			
12	Mark TORRANCE (QLD)	1:44.319	1:42.322	1:42.747	1:45.122	1:40.321	1:41.410	1:44.900		
64	Michael CULLEN (QLD)	1:41.236	1:45.700	5:18.365	1:35.114	1:38.767				
65	David McNULTY (QLD)	1:42.096	1:41.025	1:43.597	1:40.065	1:39.773	1:56.645			
71	Ken HAWLEY (QLD)	1:54.216	1:48.084	1:46.001	1:45.763	1:45.146	1:44.934	1:44.420		
76	Damien COPPOLA (QLD)	1:52.784	1:49.616	1:47.695	1:48.726	1:46.774	1:45.353	2:06.388		
185	Frank TESKE (QLD)	1:50.709	1:48.092	1:47.683	1:44.425	1:44.860	1:42.148	1:47.044		
651	Matt EDWARDS (QLD)	1:42.514	1:35.560	1:33.491	1:34.384	1:36.423	1:42.608	1:35.355	1:35.631	
667	Liam VAN BOOMA (QLD)	1:45.152	1:41.321	1:42.811	1:41.790	1:41.765	1:42.362	1:40.253		



Chief Time Keeper - Scott Laing



Clerk of Course - Tom Williams



Computime Race Timing Systems Pty Ltd © 1996
Licensed to Computime Race Timing Systems
www.computime.com.au

COMPUTIME RACE TIMING SYSTEMS PTY LTD

9 Timber Lane, Glen Waverley, Vic 3150. Ph : 0418 17 13 17

E-mail : scott@computime.com.au



2016



AUSTRALIAN SUPERBIKE CHAMPIONSHIP

PRESENTED BY

Morgan Park Raceway - Qld



Round 5 August 5 - 7



CLUB CHALLENGE FORMULA 3 & 4

Practice 1

Date: 05/08/16
Event: P02
Weather: Sunny - 14.2C
Track: Dry - Temp: 15.7C

Started at: 09:19:00
Laps: 15 Min
Starters: 12
Printed at: 12:32

SPLIT TIMES

Lap	Split 1	Split 2	Split 3	Lap Time	Spd	Lap	Split 1	Split 2	Split 3	Lap Time	Spd
3 Phil CASEY (QLD) (6th)						12 Mark TORRANCE (QLD) (8th)					
1	2:09.970	35.517	31.255	3:16.742		1	2:18.240	41.314	35.355	3:34.909	
2	<u>35.400</u>	34.595	31.453	1:41.448	152	2	36.920	35.029	32.370	1:44.319	140
3	35.865	<u>33.563</u>	<u>30.722</u>	<u>1:40.150</u>	153	3	34.402	35.685	32.235	1:42.322	145
4	36.532	34.718	48.015	1:59.265 P	140	4	35.502	34.703	32.542	1:42.747	143
4 Anthony CARROLL (QLD) (4th)						64 Michael CULLEN (QLD) (3rd)					
1	1:42.460	40.779	34.035	2:57.274		1	2:01.955	35.972	32.047	3:09.974	
2	37.000	35.339	31.157	1:43.496	124	2	34.642	34.897	31.697	1:41.236	146
3	35.058	34.404	30.535	1:39.997	130	3	34.553	33.738	37.409	1:45.700 P	140
4	33.846	34.177	30.278	1:38.301	139	4	4:15.029	33.441	29.895	5:18.365	
5	34.054	33.739	29.786	1:37.579	134	5	<u>33.007</u>	<u>32.568</u>	<u>29.539</u>	<u>1:35.114</u>	146
6	33.140	33.310	29.374	1:35.824	134	6	34.482	33.689	30.596	1:38.767	146
7	33.033	33.403	<u>29.314</u>	<u>1:35.750</u>	135	65 David McNULTY (QLD) (5th)					
8	<u>32.615</u>	<u>32.961</u>	45.096	1:50.672 P	136	1	1:03.646	37.871	32.724	2:14.241	
7 Mark GORDON (QLD) (1st)						2	36.435	34.775	30.886	1:42.096	133
1	1:04.071	35.930	29.788	2:09.789		3	34.814	<u>34.047</u>	32.164	1:41.025	137
2	33.818	32.086	29.280	1:35.184	161	4	37.803	35.106	<u>30.688</u>	1:43.597	137
3	33.087	31.455	29.310	1:33.852	162	5	35.164	34.091	30.810	1:40.065	139
4	33.124	32.075	28.561	1:33.760	163	6	34.640	34.180	30.953	<u>1:39.773</u>	138
5	32.395	31.406	28.534	1:32.335	165	7	<u>34.583</u>	34.105	47.957	1:56.645 P	138
6	32.665	30.898	29.383	1:32.946	161	71 Ken HAWLEY (QLD) (10th)					
7	32.299	31.155	28.360	1:31.814	165	1	1:27.506	39.074	38.595	2:45.175	
8	31.903	31.042	28.333	1:31.278	165	2	40.212	39.373	34.631	1:54.216	122
9	<u>31.750</u>	<u>30.723</u>	<u>27.698</u>	<u>1:30.171</u>	166	3	38.008	36.258	33.818	1:48.084	137
10	32.101	31.168	43.818	1:47.087 P	166	4	37.350	36.011	<u>32.640</u>	1:46.001	134
8 Simon DICKSON (QLD) (12th)						5	37.018	35.716	33.029	1:45.763	138
1	1:03.401	55.300	52.838	2:51.539		6	36.843	35.560	32.743	1:45.146	138
2	48.610	46.969	41.276	2:16.855	72	7	<u>36.309</u>	35.493	33.132	1:44.934	139
3	41.856	42.706	38.540	2:03.102	90	8	36.462	<u>34.967</u>	32.991	<u>1:44.420</u>	136
4	40.722	<u>41.343</u>	38.160	2:00.225	89						
5	40.511	44.060	37.455	2:02.026	90						
6	<u>39.642</u>	42.615	<u>37.149</u>	<u>1:59.406</u>	97						
7	40.118	42.361	39.128	2:01.607	98						

Chief Time Keeper - Scott Laing

Clerk of Course - Tom Williams




Computime Race Timing Systems Pty Ltd © 1996
Licensed to Computime Race Timing Systems
www.computime.com.au

COMPUTIME RACE TIMING SYSTEMS PTY LTD

9 Timber Lane, Glen Waverley, Vic 3150. Ph : 0418 17 13 17

E-mail : scott@computime.com.au



2016



AUSTRALIAN SUPERBIKE CHAMPIONSHIP

PRESENTED BY

Morgan Park Raceway - Qld



Round 5 August 5 - 7



CLUB CHALLENGE FORMULA 3 & 4

Practice 1

Started at: 09:19:00

Laps: 15 Min

Starters: 12

Printed at: 12:32

Date: 05/08/16
Event: P02
Weather: Sunny - 14.2C
Track: Dry - Temp: 15.7C

SPLIT TIMES

Lap	Split 1	Split 2	Split 3	Lap Time	Spd	Lap	Split 1	Split 2	Split 3	Lap Time	Spd
76 Damien COPPOLA (QLD) (11th)						1	1:42.828	40.991	32.462	2:56.281	
1	1:41.832	44.590	37.295	3:03.717		2	36.548	32.724	33.242	1:42.514	158
2	39.167	38.825	34.792	1:52.784	127	3	33.843	32.349	29.368	1:35.560	158
3	37.169	38.001	34.446	1:49.616	131	4	32.701	31.506	29.284	1:33.491	162
4	36.672	36.607	34.416	1:47.695	134	5	33.181	31.600	29.603	1:34.384	162
5	37.141	36.965	34.620	1:48.726	133	6	33.528	33.556	29.339	1:36.423	163
6	36.799	35.720	34.255	1:46.774	134	7	36.360	34.609	31.639	1:42.608	161
7	36.278	35.745	33.330	1:45.353	134	8	33.375	32.480	29.500	1:35.355	162
8	36.060	36.131	54.197	2:06.388 P	134	9	33.492	32.640	29.499	1:35.631	161
185 Frank TESKE (QLD) (9th)						667 Liam VAN BOOMA (QLD) (7th)					
1	2:27.535	41.629	37.247	3:46.411		1	2:04.566	37.052	32.757	3:14.375	
2	39.058	37.303	34.348	1:50.709	127	2	36.407	36.441	32.304	1:45.152	143
3	37.855	35.757	34.480	1:48.092	135	3	35.292	35.193	30.836	1:41.321	146
4	37.316	36.387	33.980	1:47.683	135	4	34.907	34.233	33.671	1:42.811	142
5	36.802	35.167	32.456	1:44.425	136	5	35.406	34.895	31.489	1:41.790	143
6	36.624	35.414	32.822	1:44.860	134	6	35.021	34.957	31.787	1:41.765	147
7	35.594	34.784	31.770	1:42.148	136	7	35.475	35.176	31.711	1:42.362	145
8	35.933	35.473	35.638	1:47.044	136	8	35.025	34.515	30.713	1:40.253	140

651 Matt EDWARDS (QLD) (2nd)

Chief Time Keeper - Scott Laing

Clerk of Course - Tom Williams



Computime Race Timing Systems Pty Ltd © 1996

Licensed to Computime Race Timing Systems

www.computime.com.au

COMPUTIME RACE TIMING SYSTEMS PTY LTD

9 Timber Lane, Glen Waverley, Vic 3150. Ph : 0418 17 13 17

E-mail : scott@computime.com.au



2016  **AUSTRALIAN SUPERBIKE CHAMPIONSHIP**



Morgan Park Raceway - Qld  

PRESENTED BY



Round 5
August 5 - 7



CLUB CHALLENGE FORMULA 3 & 4

Practice 1

Started at: **09:19:00**

Laps: **15 Min**

Starters: **12**

Printed at: **12:32**

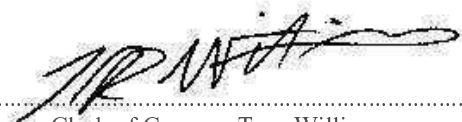
Date: **05/08/16**
Event: **P02**
Weather: **Sunny - 14.2C**
Track: **Dry - Temp: 15.7C**

FASTEST LAPS SEQUENCE

Race Time	No	Name	Machine	Fastest Lap	On Lap
3:44.973	7	Mark GORDON (QLD)	Suzuki SV 650	1:35.184	1
5:18.825	7	Mark GORDON (QLD)	Suzuki SV 650	1:33.852	2
6:52.585	7	Mark GORDON (QLD)	Suzuki SV 650	1:33.760	3
7:47.846	651	Matt EDWARDS (QLD)	Aprilia RS 250	1:33.491	3
8:24.920	7	Mark GORDON (QLD)	Suzuki SV 650	1:32.335	4
11:29.680	7	Mark GORDON (QLD)	Suzuki SV 650	1:31.814	6
13:00.958	7	Mark GORDON (QLD)	Suzuki SV 650	1:31.278	7
14:31.129	7	Mark GORDON (QLD)	Suzuki SV 650	1:30.171	8



Chief Time Keeper - Scott Laing



Clerk of Course - Tom Williams



Computime Race Timing Systems Pty Ltd © 1996
Licensed to Computime Race Timing Systems
www.computime.com.au

COMPUTIME RACE TIMING SYSTEMS PTY LTD
9 Timber Lane, Glen Waverley, Vic 3150. Ph : 0418 17 13 17
E-mail : scott@computime.com.au





Round 5
August 5 - 7



CLUB CHALLENGE FORMULA 3 & 4

Practice 1

Date: 05/08/16
Event: P02
Weather: Sunny - 14.2C
Track: Dry - Temp: 15.7C

Started at: 09:19:00
Laps: 15 Min
Starters: 12
Printed at: 12:32

BEST PARTIAL TIMES

Pos	Name	Split 1		Split 2		Split 3		LAP	
		Time	Name	Time	Name	Time	Name	Ideal	Fastest
1	M. GORDON	31.750	M. GORDON	30.723	M. GORDON	27.698	M. GORDON	1:30.171	1:30.171
2	A. CARROLL	32.615	M. EDWARDS	31.506	M. EDWARDS	29.284	M. EDWARDS	1:33.491	1:33.491
3	M. EDWARDS	32.701	M. CULLEN	32.568	A. CARROLL	29.314	A. CARROLL	1:34.890	1:35.750
4	M. CULLEN	33.007	A. CARROLL	32.961	M. CULLEN	29.539	M. CULLEN	1:35.114	1:35.114
5	M. TORRANCE	34.018	P. CASEY	33.563	D. MCNULTY	30.688	M. TORRANCE	1:39.230	1:40.321
6	D. MCNULTY	34.583	D. MCNULTY	34.047	L. VAN BOOMA	30.713	D. MCNULTY	1:39.318	1:39.773
7	L. VAN BOOMA	34.907	L. VAN BOOMA	34.233	P. CASEY	30.722	P. CASEY	1:39.685	1:40.150
8	P. CASEY	35.400	M. TORRANCE	34.370	M. TORRANCE	30.842	L. VAN BOOM	1:39.853	1:40.253
9	F. TESKE	35.594	F. TESKE	34.784	F. TESKE	31.770	F. TESKE	1:42.148	1:42.148
10	D. COPPOLA	36.060	K. HAWLEY	34.967	K. HAWLEY	32.640	K. HAWLEY	1:43.916	1:44.420
11	K. HAWLEY	36.309	D. COPPOLA	35.720	D. COPPOLA	33.330	D. COPPOLA	1:45.110	1:45.353
12	S. DICKSON	39.642	S. DICKSON	41.343	S. DICKSON	37.149	S. DICKSON	1:58.134	1:59.406

Scott Laing

Chief Time Keeper - Scott Laing

Tom Williams

Clerk of Course - Tom Williams



Computime Race Timing Systems Pty Ltd © 1996

Licensed to Computime Race Timing Systems

www.computime.com.au

COMPUTIME RACE TIMING SYSTEMS PTY LTD

9 Timber Lane, Glen Waverley, Vic 3150. Ph : 0418 17 13 17

E-mail : scott@computime.com.au

